

A.C. COMPRESSOR MOUNT 120R

Small Block Chevy - Long Water Pump
Passenger Side

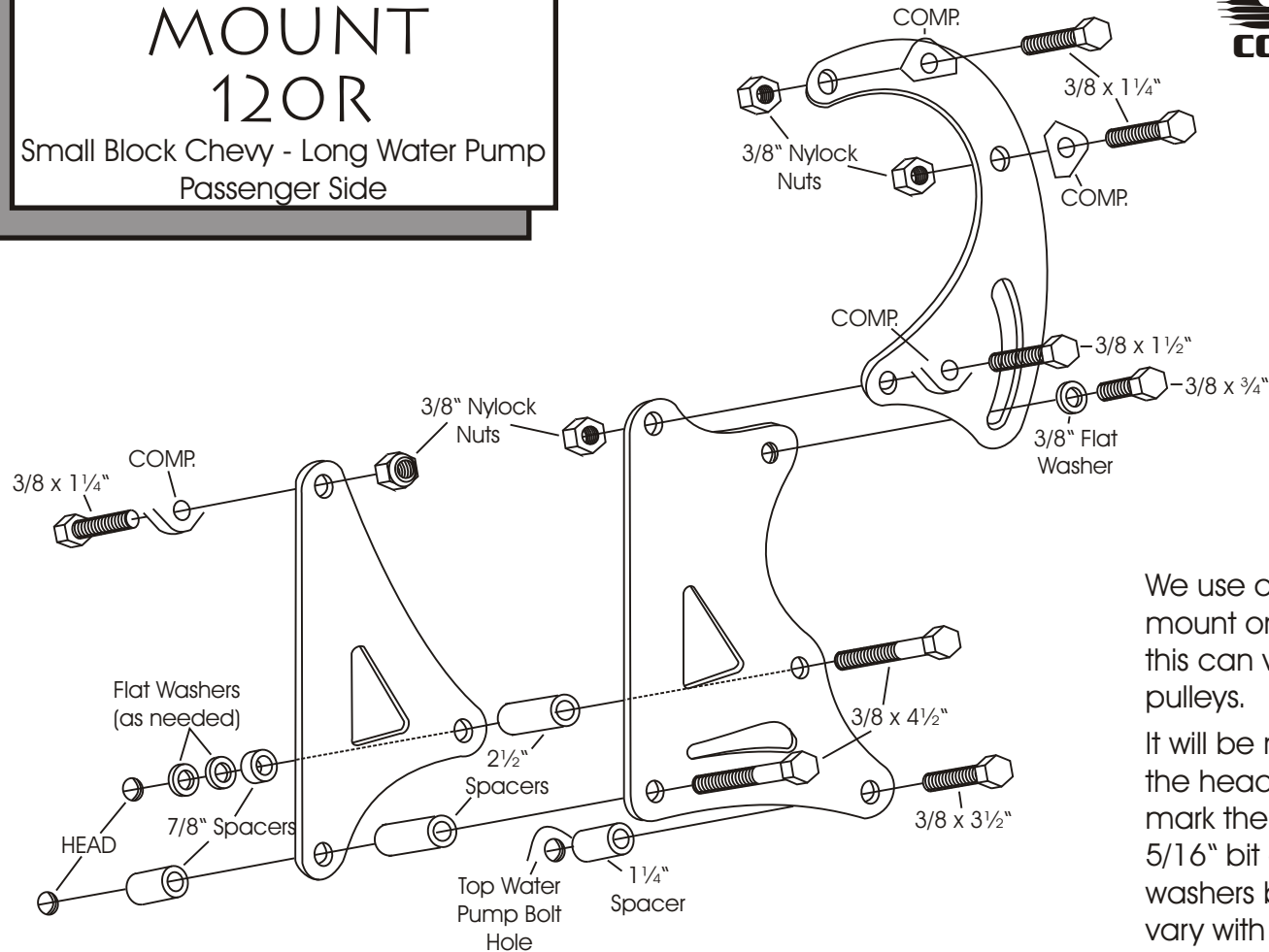


Diagram 1

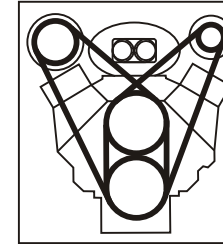
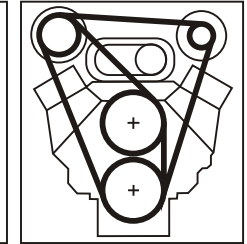


Diagram 2



We use a belt length of 59½-60½" with this mount on installations in our shop. However; this can vary with the diameter of your pulleys.

It will be necessary to drill and tap one hole in the head. Using the brackets as a template, mark the location on the head. Drill with a 5/16" bit and tap 3/8-16". The number of washers between the head and ¼" spacer will vary with different castings.

When using both A.C. and Alternator Brackets, belts can be run either of two ways, - as shown. They will require the use of 2 groove crank and water pump pulleys. Routing the belts as shown in Diagram 2 - will allow clearance for small blowers and extra room for T.P.I. air cleaners. The long belt will be approximately 71-72."

As with any part of this nature, make sure it fits your application before painting or plating. Parts that have been painted, plated, or modified may not be returned.

A.C.
COMPRESSOR
MOUNT
120R

Small Block Chevy - Long Water Pump
Passenger Side

ALAN GROVE COMPONENTS, INC.
27070 METCALF ROAD
LOUISBURG, KS 66053